



FOR MORE INFORMATION
Denise DiMeglio 610-228-2102
denise@gregoryfca.com

Apple and Samsung Cement Standing at Top of PC Industry, Household Appliance Industry Hits Customer Satisfaction Low, ACSI Data Show

ANN ARBOR, Mich., (September 22, 2020) – Americans are spending more time on their personal computers at home after COVID-19 lockdowns made remote working, online education, and at-home entertainment the new normal. But while those needs contribute to higher demand for PCs, the longer-term impact remains to be seen.

After climbing 1.3% last year, customer satisfaction with personal computers – including desktops, laptops, and tablets) – is steady at 78 (out of 100), according to the [American Customer Satisfaction Index \(ACSI®\) Household Appliance and Electronics Report 2019-2020](#).

Desktop computer users remain more satisfied (with an ACSI score of 80) than both laptop and tablet users, despite slipping 1% year over year. Satisfaction with laptops is the lowest at 77, while tablets fall in between with a score of 78.

“While user satisfaction with PCs has been relatively steady since 2010, COVID-19 opened customers’ eyes to what they were missing. Part of the PC sales revival stems from users upgrading older machines,” said David VanAmburg, Managing Director at the ACSI. “As customers’ use of PCs increases, they’re likely to be even more critical of their devices. PC manufacturers would do well to implement customer feedback to keep satisfaction high and build loyalty.”

Samsung gains ground on Apple in the PC market

In the personal computer industry, Apple and Samsung continue their two-way battle for customer satisfaction supremacy.

Apple continues to hold the top spot with an ACSI score of 82. But its lead shrinks compared to last year after a 1% decline. Samsung comes in second place with a steady mark of 81. Along with Apple, Samsung now leads all tablet manufacturers in customer satisfaction.

Acer inches up 1% to tie Amazon (down 1%) for third place at 78.

Three PC makers fall just below the industry average with scores of 77: ASUS (up 1%), HP

(down 1%), and Dell (unchanged). Close by, Lenovo and the group of smaller PC makers both move up 3% to 76.

Toshiba sits at the bottom of the industry, down 3% to 75. As of August 2020, Toshiba has exited the market, transferring its remaining stake in its personal computer business over to Sharp.

Microsoft regains footing among software manufacturers

Customer satisfaction with software for desktops and laptops continues its backward slide, retreating 2.6% to an ACSI score of 76.

After falling 3% last year, satisfaction with Microsoft is now stable at 77. The group of smaller software makers, which dipped 1% in 2019, takes another hit. This group, which includes Adobe, Norton, and TurboTax, plunges 3% to an ACSI score of 76.

Among appliances, LG and GE (Haier) narrowly edge out competitors

Customer satisfaction with major household appliances – including washers, dryers, dishwashers, refrigerators, ranges/ovens, and over-the-oven microwaves – recedes 2.5% to an all-time ACSI low of 79, falling below 80 for the first time.

Customer evaluations of quality drop for the first time in four years, with service quality showing more deterioration than product quality.

While ACSI scores for the household appliance industry are consistently close, the field is particularly tight this year, with all manufacturers scoring within a two-point range.

Last year's leader LG slips 2%, falling into a tie with a stable GE Appliances (Haier) at 80. In the laundry equipment segment, LG remains an industry leader for its paired washers and dryers for a third straight year.

Most competitors are deadlocked just below the leaders at 79, including the group of smaller appliance makers (down 2%), Bosch (down 1%), Electrolux (unchanged), and Whirlpool (down 1%). Bosch has been an industry leader in the dishwasher segment for three consecutive years.

Samsung sits alone in last place at 78, dropping 3% year over year.

More of the same for televisions and media players

Customer satisfaction with televisions and Blu-ray/DVD players falters for the fourth consecutive year, retreating 2.4% to an ACSI score of 80.

TVs still rate among the top 10 industries tracked by the ACSI, yet satisfaction sits below the historic average of 83. Since hitting a high point of 87 in 2016, TVs have suffered a net loss of

8% in customer satisfaction. However, with prices coming down on large-screen models, and several new brands arriving in the U.S. market in 2020, the industry could reverse the trend.

The ACSI Household Appliance and Electronics Report 2019-2020 on personal computers, computer software, major household appliances, and televisions and Blu-ray/DVD players is based on interviews with 14,698 customers, chosen at random and contacted via email between July 1, 2019, and June 14, 2020. Download the [full report](#), and follow the ACSI on [LinkedIn](#) and Twitter at [@theACSI](#).

AMERICAN CUSTOMER SATISFACTION INDEX: HOUSEHOLD APPLIANCE AND ELECTRONICS REPORT 2019-2020

Personal Computers
0.0%

78

Computer Software
-2.6%

76

Household Appliances
-2.5%

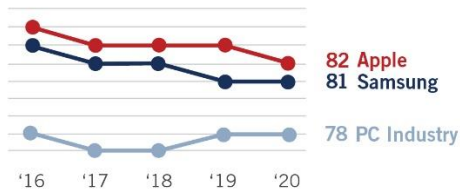
79

Televisions & Media Players
-2.4%

80

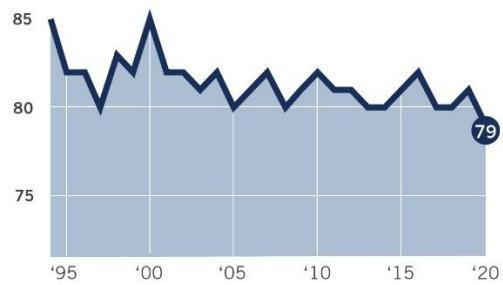
PERSONAL COMPUTERS

Apple and Samsung dominate top of ACSI PC rankings for five years.



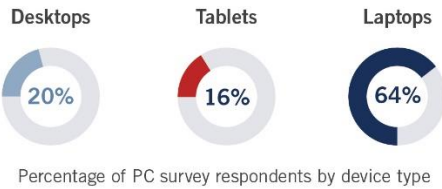
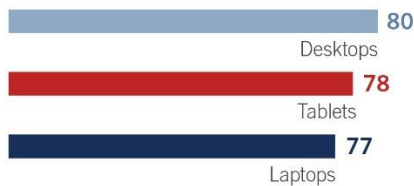
HOUSEHOLD APPLIANCES

Industry satisfaction dips below 80 for first time in ACSI history.



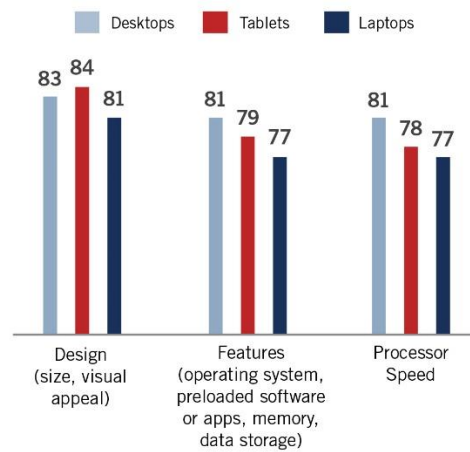
PC SATISFACTION BY DEVICE TYPE

ACSI data show that laptop users are less satisfied than both desktop and tablet users.



PC CUSTOMER EXPERIENCE

According to ACSI's survey, PC design outperforms both features and processor speed across all device types.



0-100 Scale

© 2020 American Customer Satisfaction Index. All Rights Reserved.

www.theacsi.org

No advertising or other promotional use can be made of the data and information in this release without the express prior written consent of ACSI LLC.

About the ACSI

The [American Customer Satisfaction Index](http://www.theacsi.org) (ACSI®) has been a national economic indicator for 25 years. It measures and analyzes customer satisfaction with more than 400 companies in 46 industries and 10 economic sectors, including various services of federal and local government agencies. Reported on a scale of 0 to 100, scores are based on data from interviews with roughly 500,000 customers annually. For more information, visit www.theacsi.org.

ACSI and its logo are Registered Marks of the University of Michigan, licensed worldwide exclusively to American Customer Satisfaction Index LLC with the right to sublicense.

###